

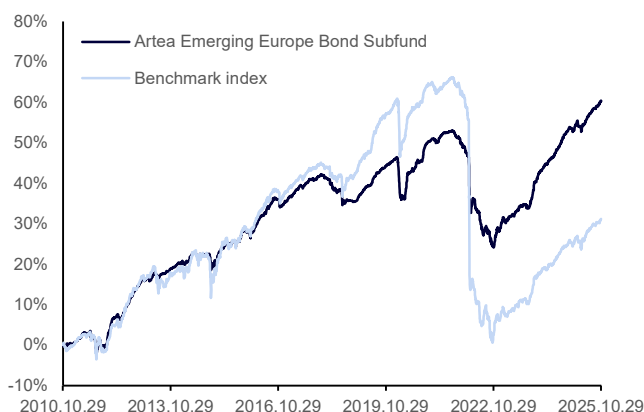
STRATEGY

The objective of the subfund is to ensure balanced growth of the assets of the subfund by investing at least 85 percent of its net assets in the investment units of Class I of the fund Artea Europe and Baltic Bond Subfund (hereinafter – the Master Fund) of the umbrella investment fund Artea Fund intended for institutional investors established in the Grand Duchy of Luxembourg. This way, the subfund will operate as a feeder subfund. In its turn, the Master Fund invests up to 100 percent of its assets in government and corporate debt securities in Emerging Europe. Recommended investment term – minimum 1 - 2 years.

FACTS

Management company	Artea Asset Management
ISIN code	LTIF00000468
Inception date	2010.10.29
Minimum investment	EUR 0
AUM, EUR M	8.6
Strategy AUM, EUR M	323
Management fee	0.45%
Currency	EUR
Countries of distribution	Lithuania, Latvia, Denmark, Finland, Norway, Germany

For more information on the fund (prospectus, benchmark, results) please click on the link below:
<https://www.artea.lt/en/private/saving-investment/investing/investment-funds/artea-europe-and-baltic-bond-subfund>

RESULTS


	Fund	Benchmark ***
Return YTD	4.4%	4.6%
Return 1Y	5.2%	5.5%
Return 3Y	28.8%	27.5%
3 year annualized return	8.8%	8.4%
5 year annualized return	2.0%	-3.9%
Volatility (St. deviation)*	2.2%	5.2%
Duration	3.5	
YTM	3.6%	
Sharpe ratio**	1.4	0.4

FUND MANAGER COMMENT

October was another positive month for Artea Pan-European and Baltic Bond Subfund as it returned 0.7%, more or less in line with the benchmark.

Prolonged weakness in U.S. employment data prompted the Federal Reserve to cut interest rates for the second consecutive meeting. However, Fed Chair Jerome Powell cautioned that "December cuts are far from a foregone conclusion," sending U.S. government bond yields higher as investors had previously priced in almost a 100% probability of another cut. In the Eurozone, monetary policy remained unchanged. Parliamentary elections in the Czech Republic saw the ANO Movement, led by Andrej Babiš, secure around 34.5% of the vote. ANO is currently negotiating a coalition with several right-wing parties, and the resulting government is expected to adopt a more sceptical stance toward the EU. Czech sovereign and corporate bonds showed little reaction to the election outcome.

The Fund was not active in the primary market this month but added one new position – PKN Orlen 2032 bonds. These were bought on secondary market at above 3.5% yield, while the issuer has a very solid financial position. Globe Trade Centre announced the long awaited refinancing plan for their 2026 bonds. As investors were previously unsure whether the refinancing will go smoothly, bonds were trading at ~92% from par. After the announcement, bonds jumped to near 98, where we exited the investment and captured profit from when we first bought the bonds 3 years ago at 71. Overall, the fund maintains lower interest rate sensitivity than the benchmark (3.7 and 4.0 duration, respectively) while providing similar yield to maturity (around 4.0%) with an average investment grade rating.

**Standard deviation is used to measure risk. Standard deviation is an indicator that measures how strongly fund's daily return deviates from its mean. The lower the standard deviation the lower the fund's risk. The standard deviation value corresponds to the period shown in the historical returns graph.*

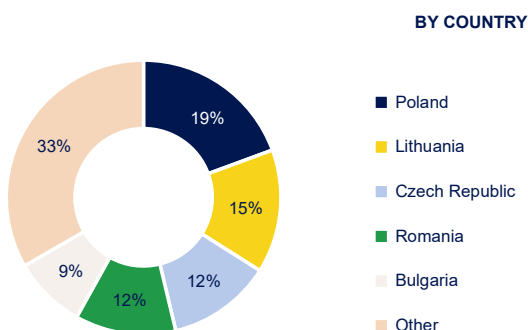
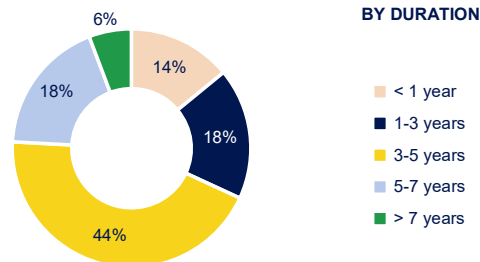
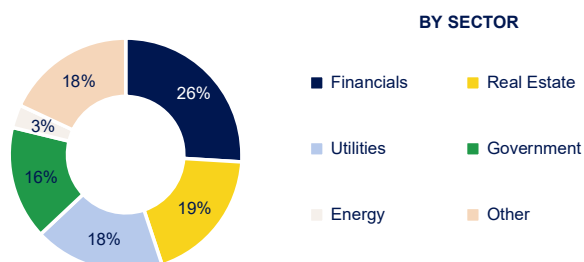
***Sharpe ratio measures the performance of an investment compared to a risk-free asset, after adjusting for its risk. The greater a portfolio's Sharpe ratio, the better its risk-adjusted performance. Sharpe ratio value corresponds to the period shown in the historical returns graph.*

****Benchmark index (since 30 November 2023):*

50% Bloomberg Pan Euro EM: Europe Total Return Index Unhedged EUR (I04339EU Index)

40% Bloomberg Pan-European High Yield (Euro) TR Index (I02501EU Index)

10% European Central Bank ESTR OIS Index (OISESTR Index)

BREAKDOWN OF INVESTMENTS

TOP 10 PORTFOLIO HOLDINGS

Akropolis Group 6% 05/15/30	Real Estate	4.5%
MLP Group 6.125% 10/15/29	Real Estate	4.2%
Supernova 5% 06/24/30	Real Estate	4.1%
Ignitis Group 2% 05/21/30	Utilities	4.1%
EPH 4.625% 07/02/32	Utilities	4.0%
North Macedonia 1.625% 03/10/28	Government	4.0%
Banca Transilvania 5.125% 09/30/30	Financials	4.0%
Globalworth Real Estate 6.25% 03/31/30	Real Estate	3.5%
BGK 4% 13/03/32	Financials	3.3%
J&T Banka 4.5% 05/28/31	Financials	3.3%

The Fund does not have exposure to Russian and Belarusian bonds

REASONS TO INVEST

- Combination of only hard currency (EUR or USD) sovereign and corporate debt ensures attractive yield, while limited credit and duration risk provides for low volatility.
- Fund maintains average investment grade credit rating. Lower government debt levels – Central and Eastern Europe 54%, Eurozone 88% (as of the end of Q1 2025).
- Active share of over 80% (creating value through off-benchmark picks, participation in primary issues, inefficiencies in the market).
- Historical Sharpe ratio exceeding 1 places the fund among the best Emerging Europe bond funds in the world by risk-adjusted returns.

COMPANY

Artea Asset Management is the investment management company of Artea bankas group. The team of experienced investment managers is one of the largest and most capable in the Baltic States and has been managing clients' assets since 2003. Investment managers make investment decisions on behalf of more than EUR 1.6 billion of clients assets.

Investment managers are guided by the principles of long-term investing and fundamental investment analysis while specializing in Central and Eastern European equity and bond markets. The team flexibly take advantage of investment opportunities that arise in the markets. The managers' expertise is proven by consistently high ratings in international fund rankings.

CONTACT
Artea Asset Management

Gyneju 14, 01109 Vilnius, Lithuania

+370 610 44447

info@artea.lt

http://www.artea.lt

Performance presented in the factsheet represents only fund's past performance results, which is no guarantee for future results. Investment return and principal value will fluctuate, so your investments may have a gain or loss. Current today's performance may be higher or lower than that quoted in the factsheet. The Management Company does not guarantee fund's performance results or ensure profit against loss. Please visit www.artea.lt for most recent month-end performance.

Before investing, please consider the funds' investment objectives, risks, and fees applied. To obtain more information about the fund, please visit www.artea.lt, where you can find fund's key facts, NAV's, Rules, Prospectus and KIID which contain this and other important information.

All funds presented in the factsheet has benchmark. Benchmark indexes and their composition is selected to more accurately reflect the fund's investment strategy, defined in fund Rules and Prospectus.

All information and review of funds' past performance results cannot be considered as personal recommendation to invest in investment funds, managed by Artea Asset Management. Any information presented herein cannot be part or included in any transaction or agreement whatsoever. While this review was prepared and concluded based on the content of reliable sources, Artea Asset Management is not responsible for any inaccuracies or changes in such information, including losses that may occur when investments are made based on information presented herein.

Breakdown of top holdings and investment characteristics is based on a look-through approach using feeder fund's investment into master fund.